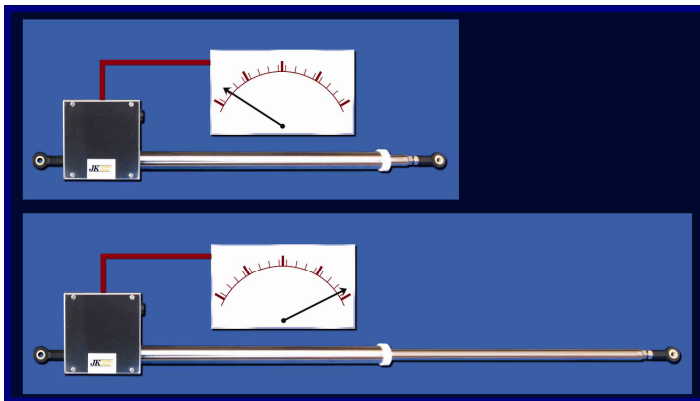


## The JK Position Sensor

### Telescopic Position Sensor

This range of position transducers will measure linear movement of a valve, actuator, damper, weir, penstock or any moving device and provide a current, voltage or resistive feedback signal proportional to position.



- **Protected Position Sensor**
- **Protection Class: IP65**
- **Measurement Range:  
Up to 0 –2000 mm**
- **Output: Current, Voltage or  
Resistive**

The transmitter uses a rotary potentiometer as the variable element. A coated steel wire, fixed within the telescopic arm, is wound onto a pulley wheel with a constant force spring arrangement for wire retraction. Versions are available ranging up to 2000 mm, with either three wire resistive, two wire current (4-20mA) signal or 4 wire voltage (0-10 Volt, + supply voltage) output.

### Standard Features

Robust stainless steel construction.

Waterproof breather to compensate for internal pressure changes, (in very harsh environments this can be piped out to clean atmosphere)

Low friction bearings and shaft seal.

Internal magnet (to energise optional external limit switches).

Four core flexible screened cable, length 2 metres.

Customer calibration facility for current and voltage versions.

0.1% repeatability.

### Installation

JK Controls offer an application design and fitting service that ensures your installation is carried out efficiently and accurately. We can provide special design mounting hardware for your application and include installation and cabling services as necessary. We are able to supply associated instrumentation e.g. digital instruments, logging, control, telemetry applications etc. We can also offer a complete design, supply, installation and commissioning service for your application.

**Tel. +44 (0) 1732 522353 Fax. +44 (0) 1732 522702**

**Email. [engineering@jkcontrols.co.uk](mailto:engineering@jkcontrols.co.uk) Web. [www.jkcontrols.co.uk](http://www.jkcontrols.co.uk)**

## Options

Electrical cable entry location can be specified by customer at placement of order.  
Electrical plug and socket can be supplied, plastic or metal clad, location to customer requirement.

Armoured cable for harsh environments.

Custom brackets to suit client's application.

Non-standard pull lengths.

Integral 4-20 mA 2-wire transmitter, or 0-10 V 4-wire transmitter.

The transmitter versions have span and zero calibration adjustments built in.

The transmitter electronics are also available as a stand-alone device to bring the span and zero adjustments to a convenient location away from the position sensor, e.g. in a safe area.

Battery operated, hand held read out instrument.

Internal anti condensation heater.

Magnetic travel limit switches mounted on the outer shaft.

## Ordering Information

Model Name	<b>LDPT</b>	<b>300</b>	<b>010V-121</b>	<b>AC5M</b>	<b>P8M,HTR,LS</b>
LDPT					
<b>Measurement Range (mm)</b>					
250 to 2000 (built to customer requirement)					
<b>Outputs</b>					
420MA (4-20mA signal, 2 wire), -1 (Totally enclosed Span & Zero) -2 (Externally accessible Span & Zero) (Not recommended)					
010V (0-10Volt, 4 wire), -121 (9-15Vdc supply, totally enclosed Span & Zero) -241 (18-30Vdc supply, totally enclosed Span & Zero) -122 (9-15Vdc supply, Externally accessible Span & Zero) (Not recommended) -242 (18-30Vdc supply, Externally accessible Span & Zero) (Not recommended)					
R1K (Potentiometer 1KO, 3 wire). Other values on request.					
<b>Cable Length</b>					
SCnM - Standard Cable, n = length in metres ACnM - Armoured Cable, n = length in metres					
<b>Options (seperate codes by commas)</b>					
P4M - Plug and Socket, Metal (P8M for 0-10V version) P4P - Plug and Socket, Plastic (P8P for 0-10V version) HTR - 3 Pin Plug and Socket (2 pin & earth) for anti-condensation heater connections. LS - Limit Switches					

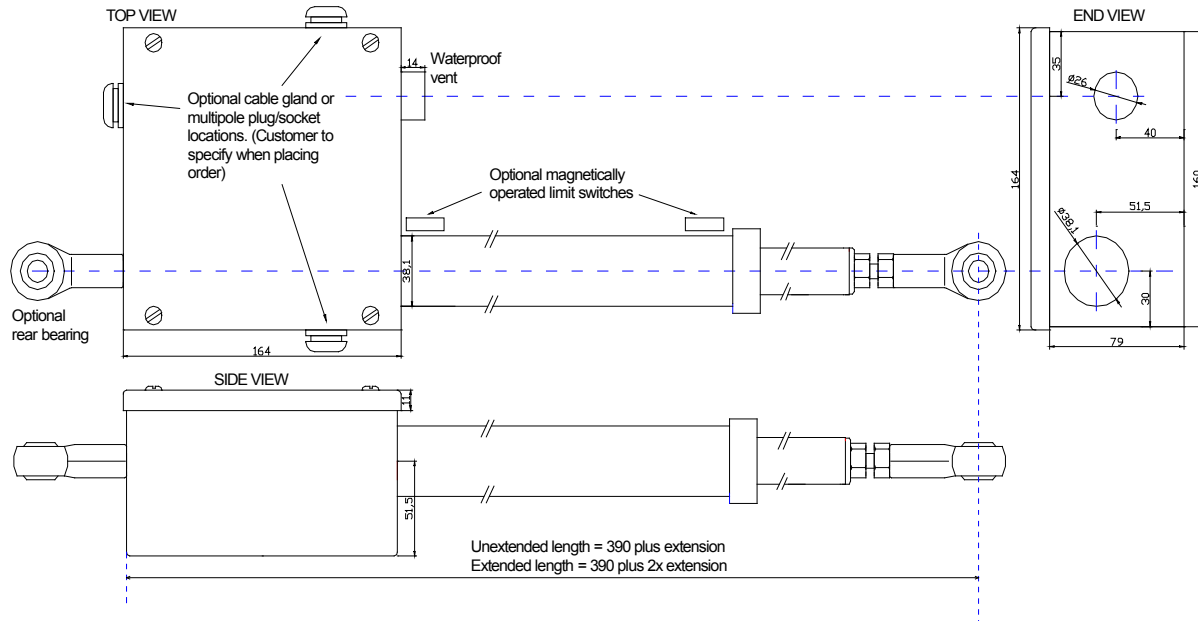
**NOTE:** Above part number example for 300mm range with built in 0-10V transmitter with enclosed span and zero, requiring voltage supply between 9 and 15 volts. Electrical connection via armoured cable 5m long with metal clad plug and socket. Supplied with anti-condensation heater and external magnetically operated limit switches.

**Tel. +44 (0) 1732 522353 Fax. +44 (0) 1732 522702**

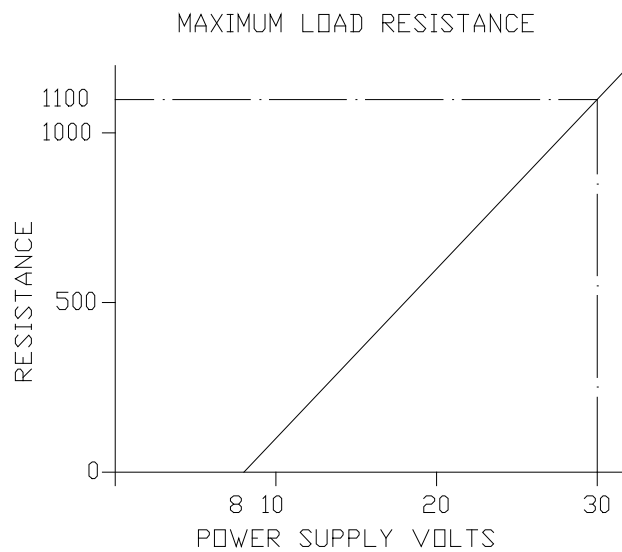
**Email. [engineering@jkcontrols.co.uk](mailto:engineering@jkcontrols.co.uk) Web. [www.jkcontrols.co.uk](http://www.jkcontrols.co.uk)**

### Dimensions

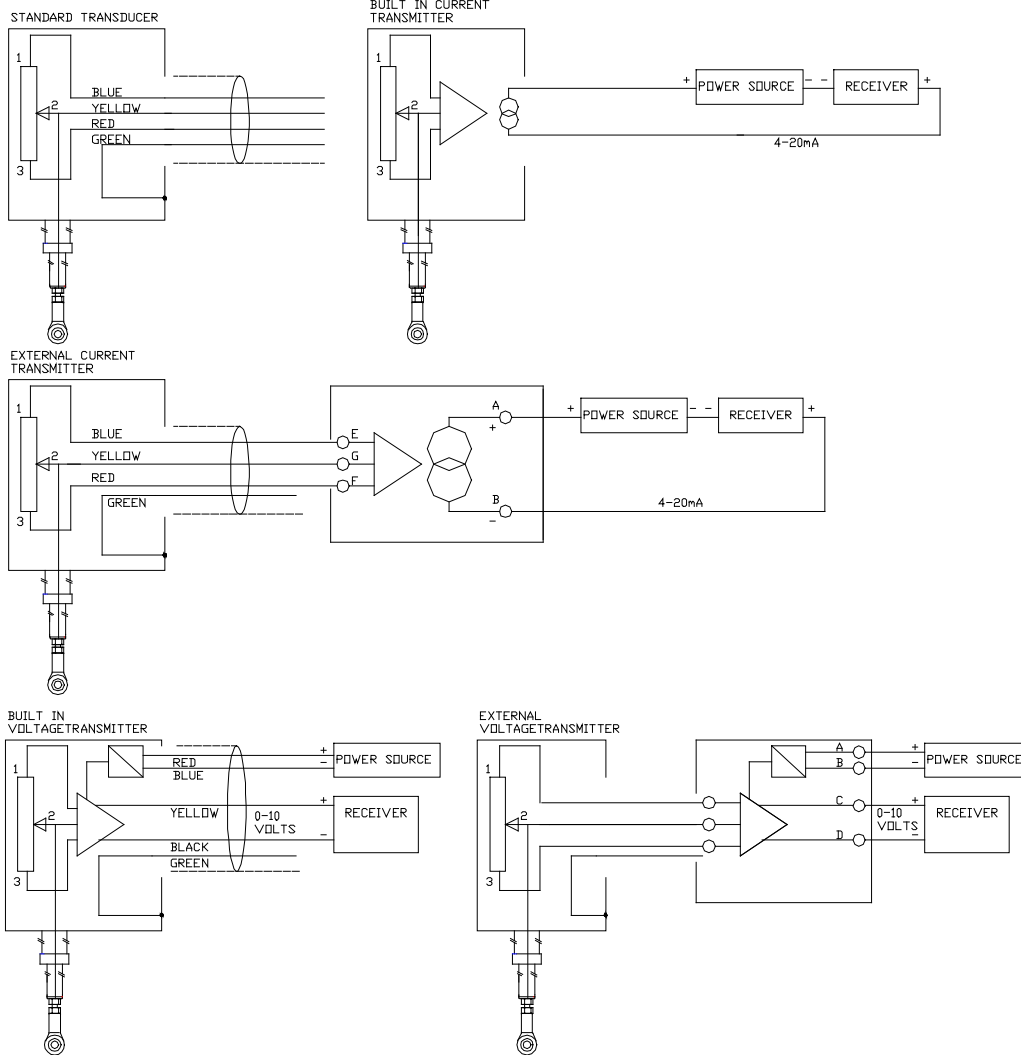
All dimensions are in mm.



### Current Load Compliance



### Connection Diagrams



**Southampton Office:**  
 Tel. +44 (0) 2380 892021  
 Fax. +44 (0) 2380 897950  
 Contact. Mr Keith Rider  
 E-mail: [krider@jkcontrols.co.uk](mailto:krider@jkcontrols.co.uk)

**Head Office & Workshop  
 East Malling Office:**  
 The Barn  
 65, High Street  
 East Malling  
 Kent, ME19 6AJ  
 Tel. +44 (0) 1732 522353  
 Contact. Mr John Misy  
 E-mail: [jmisy@jkcontrols.co.uk](mailto:jmisy@jkcontrols.co.uk)